



- 5 soft close shelves with wooden front allow quiet and smooth handling and keep vibrations to a minimum.
- Energy efficient Low-E and UV protected glass door filters UV rays and protect stored wine from premature aging. Filtered water dispenser.
- Frost-free design to keep streak-free, clear glass displaying for your wine.
- Reversible door design for flexible installation options.
- Built-in or freestanding installation options provide the ultimate placement flexibility for under counters, custom cabinets.



**Dual Zone Digital Temp Control (41f – 68f)**



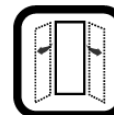
**Door Lock**



**Self Closing wooden shelf**



**LED Lighting**



**Reversible Door**

Hisense 46-bottle dual zone wine cooler has a sleek and modern design with stainless steel door frame and handle. Its low-E and anti-UV glass door stores your favorite wine at the perfect temperature. 5 Soft close shelves allow quiet and smooth handling and keep vibrations to a minimum. This wine fridge is a front-venting unit and can be installed for built-in applications or as a freestanding model. The reversible door design allows for flexible installation and placement.

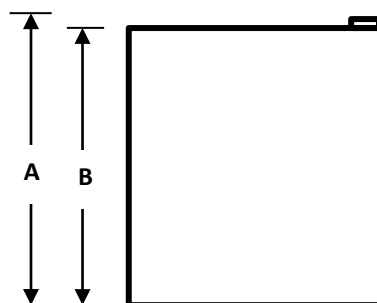
## TECHNICAL SPECIFICATIONS

Performance	
Model#	HWD46029SS
Overall Capacity	46 Bottles
Cooling Type	Frost Free
Dual Zone Cooling	Yes
Energy Efficiency Class	DOE
Temperature Range (°F)	41-68
Noise Level (dB)	45
General Features	
Installation Type	Built-in / Freestanding
Cabinet Color	Black
Door Material	Stainless Steel (Fingerprint Resistant)
Handle	Grip (Stainless Steel)
See-Thru Door	Yes
Reversible Door	Yes
Number of Glass Door Layer	2
Number of Doors	1
Lock and Key	No
Door-Open Alarm	Yes
Control and Display	Electronic, Blue LED
Number of Shelves	5
Shelf Material	Wood + Steel
Interior Light	LED
Refrigerant	R600a
Leveling Leg	Yes
Product	
Carton Dimensions (WxDxH) (in)	25.3 x 26.5 x 37.3
Net Weight/Gross Weight (lbs)	113/ 117
UPC Code	819130028903

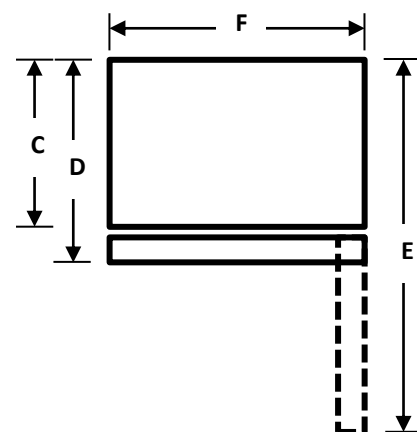
## INSTALLATION DIMENSION

Overall Dimension	Height to top of hinge(in.) <b>A</b>	33.94
	Height to top of case(in.) <b>B</b>	33.15
	Case depth without door(in.) <b>C</b>	21.65
	Case depth with door(in.) <b>D</b>	23.62
	Depth with fresh door open 90 degree (in.) <b>E</b>	45.80
	Width(in.) <b>F</b>	23.43
Air Clearance	Each side(in.)	0.5
	Top(in.)	0.5
	Back(in.)	0.5

**FRONT VIEW**



**TOP VIEW**



All product, product specifications, and data are subject to change without notice to improve reliability, function, design or otherwise.  
©2020 Hisense USA. All rights reserved.

Hisense USACorporation  
7310 McGinnis Ferry Road. Suwanee. GA. 30024  
1-877-465-3566  
[www.hisense-usa.com](http://www.hisense-usa.com)